





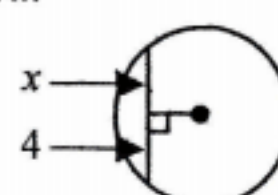
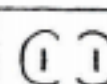
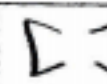


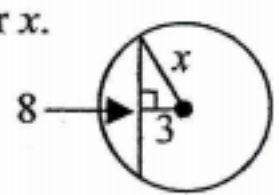
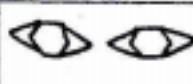









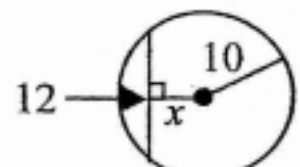




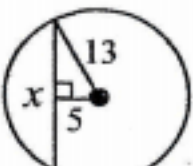















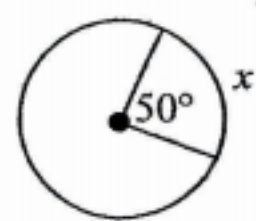




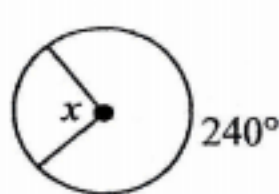




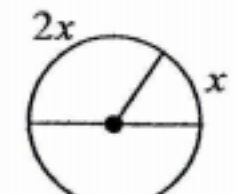










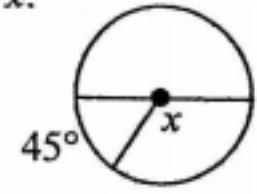




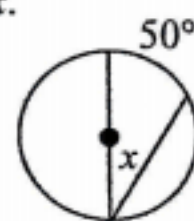




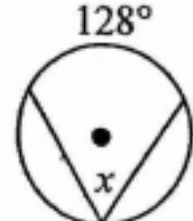












Geometry Per: _____ WS# _____ Name: _____



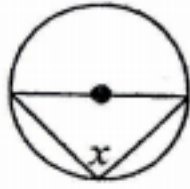
Lesson 19: Circles: Inscribed Angles, Chords, Tangents, and Arcs

Directions: Solve each problem and use a pencil to DRAW the object that corresponds with your answer. SHOW YOUR STEPS!!!

<p>1. Solve for x.</p>  <table border="1" style="width: 100%; border-collapse: collapse; margin-top: 10px;"> <tr> <td style="width: 70%; padding: 2px;">(a) If $x = 5$ draw the following hair.</td> <td style="width: 30%; text-align: center;"></td> </tr> <tr> <td style="padding: 2px;">(b) If $x = 10$ draw the following hair.</td> <td style="text-align: center;"></td> </tr> </table>	(a) If $x = 5$ draw the following hair.		(b) If $x = 10$ draw the following hair.		<p>2. Solve for x.</p>  <table border="1" style="width: 100%; border-collapse: collapse; margin-top: 10px;"> <tr> <td style="width: 70%; padding: 2px;">(a) If $x = 8$ draw the following ears.</td> <td style="width: 30%; text-align: center;"></td> </tr> <tr> <td style="padding: 2px;">(b) If $x = 4$ draw the following ears.</td> <td style="text-align: center;"></td> </tr> </table>	(a) If $x = 8$ draw the following ears.		(b) If $x = 4$ draw the following ears.		<p>3. Solve for x.</p>  <table border="1" style="width: 100%; border-collapse: collapse; margin-top: 10px;"> <tr> <td style="width: 70%; padding: 2px;">(a) If $x = 5$ draw the following eyes.</td> <td style="width: 30%; text-align: center;"></td> </tr> <tr> <td style="padding: 2px;">(b) If $x = \sqrt{73}$ draw the following eyes.</td> <td style="text-align: center;"></td> </tr> </table>	(a) If $x = 5$ draw the following eyes.		(b) If $x = \sqrt{73}$ draw the following eyes.	
(a) If $x = 5$ draw the following hair.														
(b) If $x = 10$ draw the following hair.														
(a) If $x = 8$ draw the following ears.														
(b) If $x = 4$ draw the following ears.														
(a) If $x = 5$ draw the following eyes.														
(b) If $x = \sqrt{73}$ draw the following eyes.														
<p>4. Solve for x.</p>  <table border="1" style="width: 100%; border-collapse: collapse; margin-top: 10px;"> <tr> <td style="width: 70%; padding: 2px;">(a) If $x = 8$ draw the following eyebrows.</td> <td style="width: 30%; text-align: center;"></td> </tr> <tr> <td style="padding: 2px;">(b) If $x = 6$ draw the following eyebrows.</td> <td style="text-align: center;"></td> </tr> </table>	(a) If $x = 8$ draw the following eyebrows.		(b) If $x = 6$ draw the following eyebrows.		<p>5. Solve for x.</p>  <table border="1" style="width: 100%; border-collapse: collapse; margin-top: 10px;"> <tr> <td style="width: 70%; padding: 2px;">(a) If $x = 12$ draw the following nose.</td> <td style="width: 30%; text-align: center;"></td> </tr> <tr> <td style="padding: 2px;">(b) If $x = 24$ draw the following nose.</td> <td style="text-align: center;"></td> </tr> </table>	(a) If $x = 12$ draw the following nose.		(b) If $x = 24$ draw the following nose.		<p>6. Solve for x.</p>  <table border="1" style="width: 100%; border-collapse: collapse; margin-top: 10px;"> <tr> <td style="width: 70%; padding: 2px;">(a) If $x = 10$ draw the following mouth.</td> <td style="width: 30%; text-align: center;"></td> </tr> <tr> <td style="padding: 2px;">(b) If $x = 5$ draw the following mouth.</td> <td style="text-align: center;"></td> </tr> </table>	(a) If $x = 10$ draw the following mouth.		(b) If $x = 5$ draw the following mouth.	
(a) If $x = 8$ draw the following eyebrows.														
(b) If $x = 6$ draw the following eyebrows.														
(a) If $x = 12$ draw the following nose.														
(b) If $x = 24$ draw the following nose.														
(a) If $x = 10$ draw the following mouth.														
(b) If $x = 5$ draw the following mouth.														
<p>7. Solve for x.</p>  <table border="1" style="width: 100%; border-collapse: collapse; margin-top: 10px;"> <tr> <td style="width: 70%; padding: 2px;">(a) If $x = 100^\circ$ draw a scar on one arm.</td> <td style="width: 30%; text-align: center;"></td> </tr> <tr> <td style="padding: 2px;">(b) If $x = 50^\circ$ draw a scar on the face.</td> <td style="text-align: center;"></td> </tr> </table>	(a) If $x = 100^\circ$ draw a scar on one arm.		(b) If $x = 50^\circ$ draw a scar on the face.		<p>8. Solve for x.</p>  <table border="1" style="width: 100%; border-collapse: collapse; margin-top: 10px;"> <tr> <td style="width: 70%; padding: 2px;">(a) If $x = 120^\circ$ draw the following collar and buttons on the shirt.</td> <td style="width: 30%; text-align: center;"></td> </tr> <tr> <td style="padding: 2px;">(b) If $x = 60^\circ$ draw the following collar and buttons on the shirt.</td> <td style="text-align: center;"></td> </tr> </table>	(a) If $x = 120^\circ$ draw the following collar and buttons on the shirt.		(b) If $x = 60^\circ$ draw the following collar and buttons on the shirt.		<p>9. Solve for x.</p>  <table border="1" style="width: 100%; border-collapse: collapse; margin-top: 10px;"> <tr> <td style="width: 70%; padding: 2px;">(a) If $x = 180^\circ$ draw a half moon in the background.</td> <td style="width: 30%; text-align: center;"></td> </tr> <tr> <td style="padding: 2px;">(b) If $x = 60^\circ$ draw a full moon in the background.</td> <td style="text-align: center;"></td> </tr> </table>	(a) If $x = 180^\circ$ draw a half moon in the background.		(b) If $x = 60^\circ$ draw a full moon in the background.	
(a) If $x = 100^\circ$ draw a scar on one arm.														
(b) If $x = 50^\circ$ draw a scar on the face.														
(a) If $x = 120^\circ$ draw the following collar and buttons on the shirt.														
(b) If $x = 60^\circ$ draw the following collar and buttons on the shirt.														
(a) If $x = 180^\circ$ draw a half moon in the background.														
(b) If $x = 60^\circ$ draw a full moon in the background.														
<p>10. Solve for x.</p>  <table border="1" style="width: 100%; border-collapse: collapse; margin-top: 10px;"> <tr> <td style="width: 70%; padding: 2px;">(a) If $x = 135^\circ$ draw 2 bats in the background.</td> <td style="width: 30%; text-align: center;"></td> </tr> <tr> <td style="padding: 2px;">(b) If $x = 67.5^\circ$ draw 2 birds in the background.</td> <td style="text-align: center;"></td> </tr> </table>	(a) If $x = 135^\circ$ draw 2 bats in the background.		(b) If $x = 67.5^\circ$ draw 2 birds in the background.		<p>11. Solve for x.</p>  <table border="1" style="width: 100%; border-collapse: collapse; margin-top: 10px;"> <tr> <td style="width: 70%; padding: 2px;">(a) If $x = 50^\circ$ draw large rocks in the background.</td> <td style="width: 30%; text-align: center;"></td> </tr> <tr> <td style="padding: 2px;">(b) If $x = 25^\circ$ draw mountains in the background.</td> <td style="text-align: center;"></td> </tr> </table>	(a) If $x = 50^\circ$ draw large rocks in the background.		(b) If $x = 25^\circ$ draw mountains in the background.		<p>12. Solve for x.</p>  <table border="1" style="width: 100%; border-collapse: collapse; margin-top: 10px;"> <tr> <td style="width: 70%; padding: 2px;">(a) If $x = 128^\circ$ draw a face on the moon.</td> <td style="width: 30%; text-align: center;"></td> </tr> <tr> <td style="padding: 2px;">(b) If $x = 64^\circ$ draw a cave in the mountain/rocks.</td> <td style="text-align: center;"></td> </tr> </table>	(a) If $x = 128^\circ$ draw a face on the moon.		(b) If $x = 64^\circ$ draw a cave in the mountain/rocks.	
(a) If $x = 135^\circ$ draw 2 bats in the background.														
(b) If $x = 67.5^\circ$ draw 2 birds in the background.														
(a) If $x = 50^\circ$ draw large rocks in the background.														
(b) If $x = 25^\circ$ draw mountains in the background.														
(a) If $x = 128^\circ$ draw a face on the moon.														
(b) If $x = 64^\circ$ draw a cave in the mountain/rocks.														

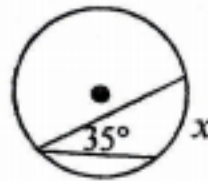
Directions: Solve each problem and **COLOR** the object that corresponds with your answer.
SHOW YOUR STEPS!!!

13. Solve for x .



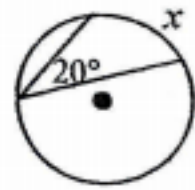
- (a) If $x = 180^\circ$ color the hair red.
 (b) If $x = 90^\circ$ color the hair black.

14. Solve for x .



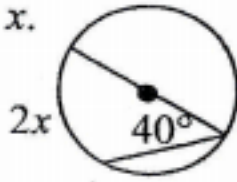
- (a) If $x = 70^\circ$ color the center of the eyes red.
 (b) If $x = 35^\circ$ color the center of the eyes black.

15. Solve for x .



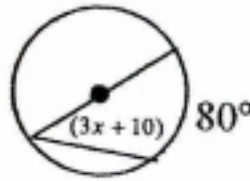
- (a) If $x = 40^\circ$ color the rest of the eyes yellow.
 (b) If $x = 20^\circ$ color the rest of the eyes gray.

16. Solve for x .



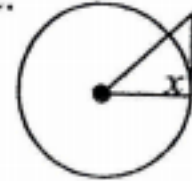
- (a) If $x = 20^\circ$ leave the teeth white.
 (b) If $x = 40^\circ$ color the teeth yellow.

17. Solve for x .



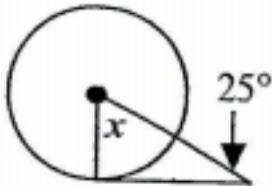
- (a) If $x = 10^\circ$ color the mouth red.
 (b) If $x = \left(\frac{70}{3}\right)^\circ$ color the mouth black.

18. Solve for x .



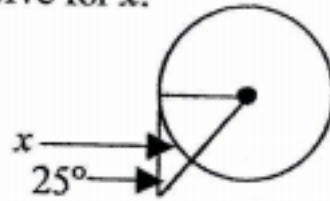
- (a) If $x = 90^\circ$ color the ears, face, nose, neck, and arms apricot.
 (b) If $x = 45^\circ$ color the ears, face, nose, neck, and arms gray.

19. Solve for x .



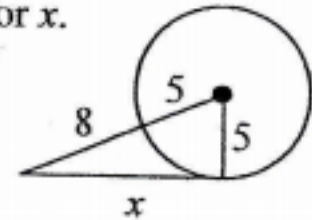
- (a) If $x = 25^\circ$ outline the nose, eyes, eyebrows, scar, and mouth in red.
 (b) If $x = 65^\circ$ outline the nose, eyes, eyebrows, scar, and mouth in black.

20. Solve for x .



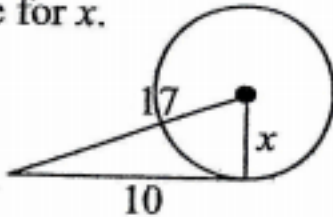
- (a) If $x = 65^\circ$ color the shirt collar red.
 (b) If $x = 90^\circ$ color the shirt collar green.

21. Solve for x .



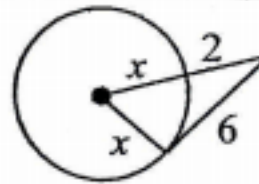
- (a) If $x = 6$ color the buttons on the shirt black.
 (b) If $x = 12$ color the buttons on the shirt purple.

22. Solve for x .



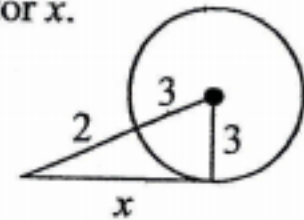
- (a) If $x = 27\sqrt{7}$ color the shirt area with the buttons green.
 (b) If $x = 3\sqrt{21}$ color the shirt area with the buttons yellow.

23. Solve for x .



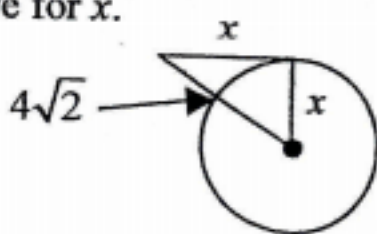
- (a) If $x = 4$ color the rest of the shirt orange.
 (b) If $x = 8$ color the rest of the shirt black.

24. Solve for x .



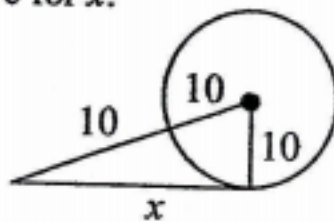
- (a) If $x = 4$ color the mountains/rocks brown.
 (b) If $x = 5$ color the mountains/rocks gray.

25. Solve for x .



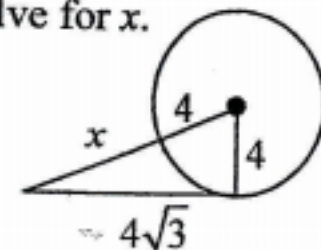
- (a) If $x = 4$ color the bats/birds gray.
 (b) If $x = 4\sqrt{2}$ color the bats/birds blue.

26. Solve for x .



- (a) If $x = 10\sqrt{3}$ color the moon yellow.
 (b) If $x = 20$ color the moon red.

27. Solve for x .



- (a) If $x = 8$ color the rest of the background blue.
 (b) If $x = 4$ color the rest of the background purple.

Artistic Tip: When you are done coloring, it looks nice to outline the major features using a black crayon or marker.