

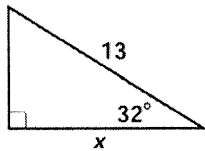
## Lesson 8-2 Notes Day 2

### Identifying the trig ratio and setting up the equation

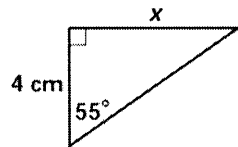
Part I: Look at the given information and the variable in each triangle below. Determine which trig ratio applies to the given information.

Part II: After completing part I, go back to every triangle and write an equation with the given information.

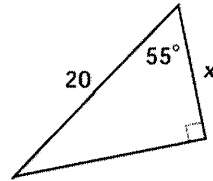
1.



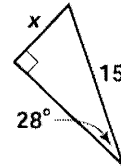
2.



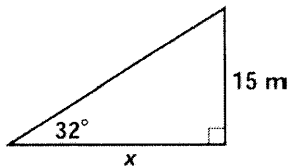
3.



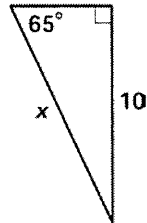
4.



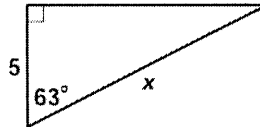
5.



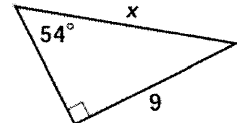
6.



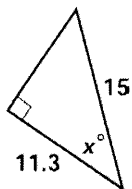
7.



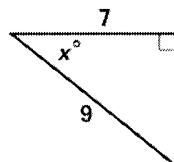
8.



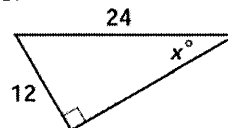
9.



10.



11.



12.

